

Welcome to Lowrey



The Lowrey Family of Musical Instruments





LOWREY
Adventurer II

ILLINOIS U.S.A.

RESET

OWREY

RHYTHM PLUS ORCHESTRATION

BIG BAND
COUNTRY
SOFT & EASY
BALLAD
POLKA
LATIN
WALTZ

BASIC

ORCH. PLUS

FX

DRUM VOLUME

RHYTHM TEMPO

INTRO

ENDING

START

STOP

DOWN BEAT

TEMPO
SONG NUMBER

EASY

SONG

SONG SELECT

- BASS / LOWER -

BASS VOLUME

STRINGS

ORGAN

AOC

C # D # E F # G # A # B C # D # E F # G # A #

E F # G # A # B C # D # E F # G # A # B C # D # E



CHICAGO, ILLINOIS U.S.A.

LOWREY

CHICAGO, ILLINOIS U.S.A. POWER RESET RHYTHM PLUS ORCHESTRATION BIG BAND COUNTRY SOFT & EASY BALLAD POLKA LATIN WALTZ ORCH. PLUS F X ORGAN VOLUME RHYTHM STOP EASY SONG BASS / LOWER BASS VOLUME STRINGS ORGAN AOC THEATRICAL PUL MELLOW PIANO MUTE TREMOLO HEADPHONES Conductor

© LOWREY Conductor



PLUS ORCHESTRATION

WALTZ

GENIE

ORCH.
PLUS

MCS

EASY

DRUM
VOLUME

RHYTHM
TEMPO

N
L

SWING

BASIC

INTRO /
ENDING

START
STOP

LOWREY

REGENCY

 **LOWREY**
Regency





 **LOWREY**
Encore





LOWREY Holiday Classic
Tempo 134
Chord C
Key C

LOWREY

LOWREY Holiday Classic
Tempo 134
Chord C
Key C

LOWREY
Holiday Classic





LOWREY

LOWREY

© **LOWREY**
Legend





LOWREY
Prestige





LOWREY

LOWREY

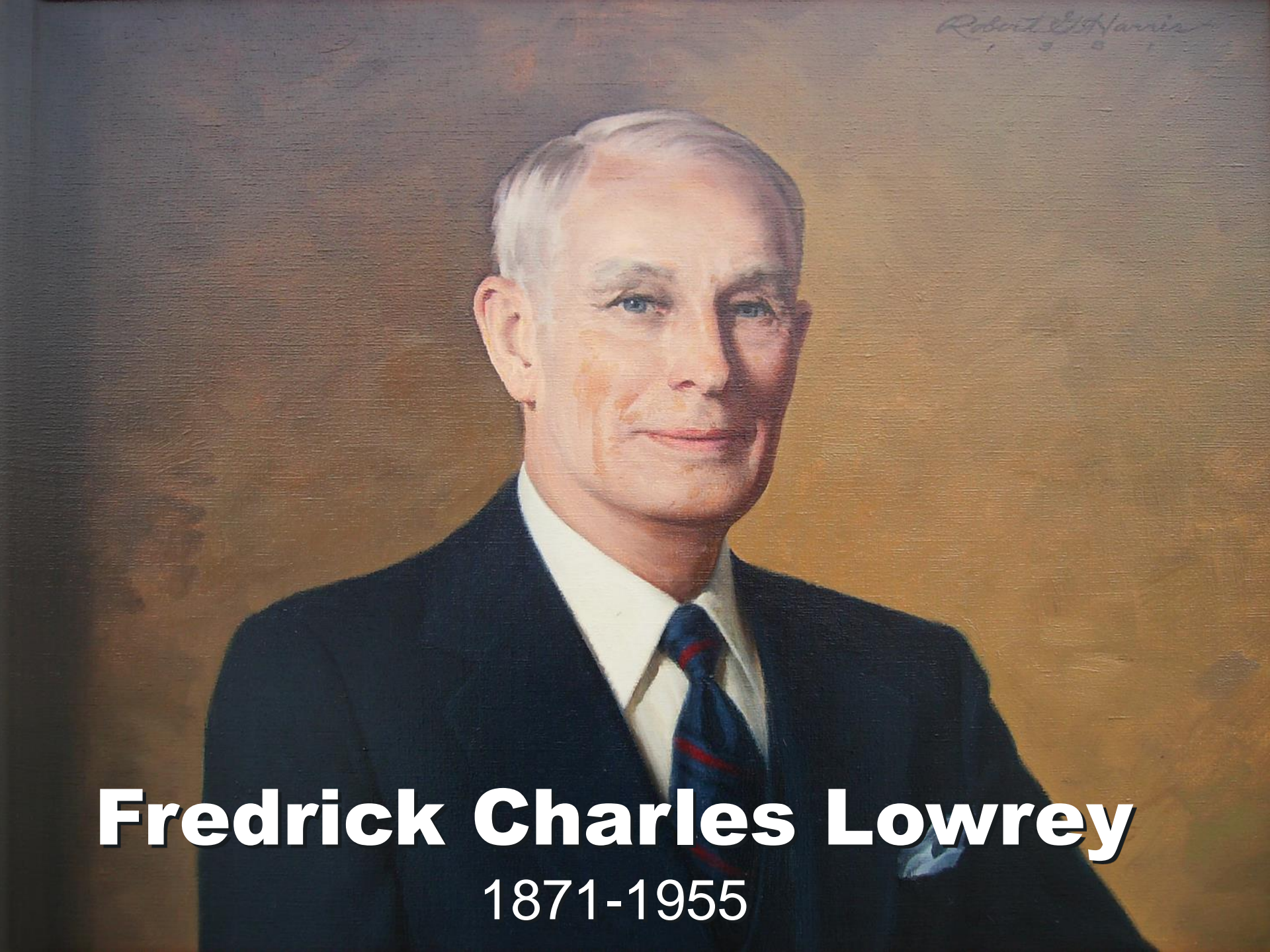
LOWREY

© LOWREY
IMPERIAL

A photograph of a building's exterior featuring a large, red, three-dimensional sign that reads "LOWREY". The sign is mounted on a wall of light-colored, vertically corrugated metal. Above the sign, two black, rectangular outdoor light fixtures are mounted on a single bracket. The scene is set against a clear, deep blue sky. The lighting is bright, casting distinct shadows of the sign and the light fixtures onto the corrugated metal surface.

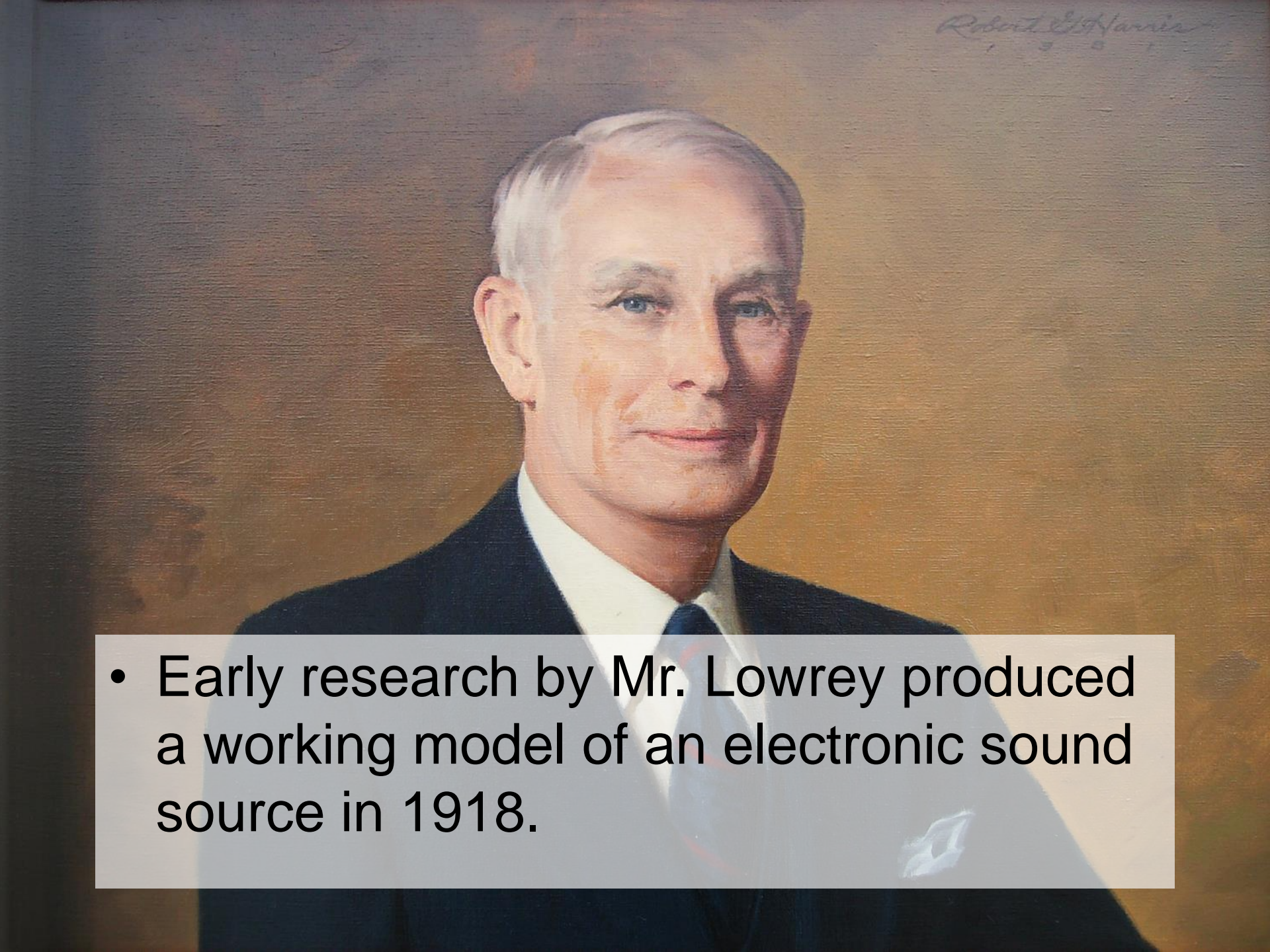
LOWREY

Robert G. Harris
1930

A portrait painting of an elderly man with white hair, wearing a dark suit, white shirt, and a blue and red striped tie. The background is a mottled brown and gold. The artist's signature and the year '1930' are in the top right corner.

Fredrick Charles Lowrey
1871-1955

Robert L. Harris
1930

- 
- A portrait painting of a middle-aged man with light hair, wearing a dark suit, white shirt, and dark tie. The background is a warm, textured brown. The artist's signature and the year '1930' are in the top right corner.
- Early research by Mr. Lowrey produced a working model of an electronic sound source in 1918.

Lowrey Factory Tour

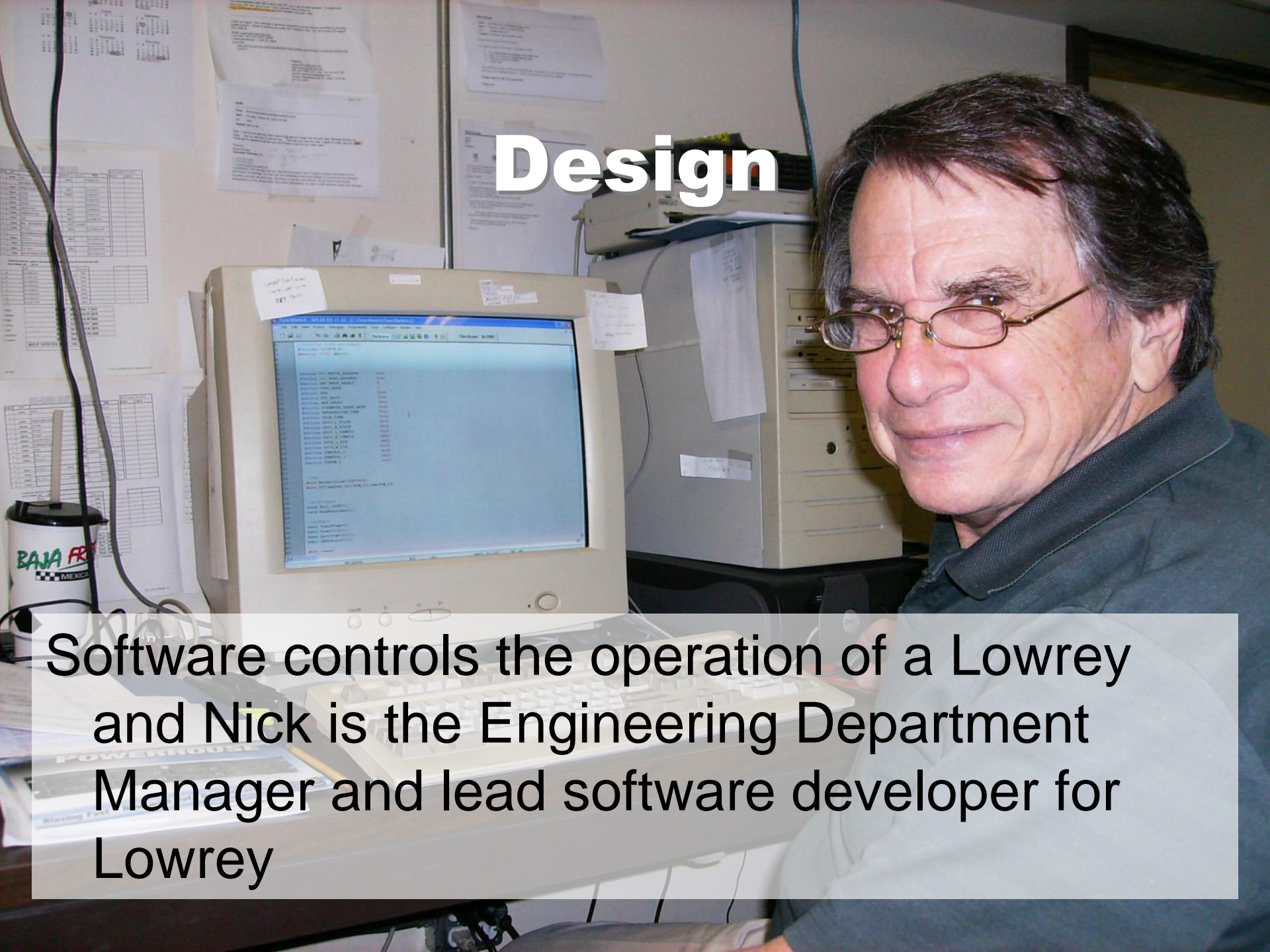




Design


Bil leads the effort in design in the area of music and sound. Before Lowrey builds an instrument they create all the sounds, presets and styles that are uniquely Lowrey

Design

A photograph of a man with dark hair and glasses, wearing a dark blue polo shirt, sitting at a desk. He is looking towards the camera with a slight smile. In front of him is a large, beige CRT computer monitor displaying a code editor with a list of names and dates. To the left of the monitor is a white coffee cup with a black lid and a straw, featuring a logo that says "BAJA FRE" and "MEXICO". The desk is cluttered with various papers, some of which are pinned to the wall behind the monitor. A keyboard is visible in front of the monitor. The background shows a wall with several papers pinned to it, including what looks like a calendar or a project schedule. The overall setting appears to be an office or a workspace from the late 20th century.

Software controls the operation of a Lowrey and Nick is the Engineering Department Manager and lead software developer for Lowrey

Design



All of the hardware for a Lowrey, what you see on the outside and what you don't see on the inside, is the primary work done by Kevin

Material Control

A woman with short brown hair and glasses, wearing a leopard print top, is seated at a desk. She is looking towards a large CRT computer monitor. The monitor displays a software interface with various fields and buttons. To the right of the monitor is a printer. In the background, there are shelves with binders and a desk lamp.

Stella K. manages the control and flow of the thousands of component parts used to build a Lowrey

Incoming Inspection



Stella M. inspects the parts used for production to assure correct color, size, shape and function before being used in production



Production Cycle

- Production planning reaches out 60 months
- Actual production runs on a monthly cycle
- All components flow into the facility, are inspected, and move directly to the production floor

Cabinet Preparation


- Proprietary cabinet designs are produced by selected manufacturers
- Special handling procedures protect the wood during the production process
- Drill maps are used to add interior hardware mounting holes and fixtures
- Cabinets are not seen again until final assembly

Circuit Board Assembly


- Circuit boards are designed by Lowrey Engineers to perform certain functions
- Blank boards are 'stuffed' with components
- Boards then move to the wave solder machine or are hand soldered
- Quality Assurance Program requires all boards be tested

600-047515-003

Circuit Board Assembly



Circuit Board Assembly



Circuit Board Assembly

A woman with short blonde hair and glasses, wearing a red apron over a black and white striped shirt, is smiling while working on a circuit board. She is using yellow-handled pliers. In the background, another person is working at a similar station, and there are shelves filled with boxes. The setting is a factory or workshop with industrial equipment and bright lighting.

Elizabeth is seen here assembling circuit boards

Wave Solder Process

A woman with short blonde hair, wearing a white turtleneck, is smiling and looking towards the camera. She is standing in front of a large, white industrial wave soldering machine. The machine has a glass-enclosed viewing area showing internal components like a solder pot and a conveyor belt. The background is a factory floor with metal shelving units and various equipment. A sign in the background reads "Cabinet Preparation".

Rose is the production team leader for circuit boards and button boards. Here she is operating the wave solder machine

Wave Solder Process

A photograph of a wave soldering machine in a factory. The machine has a large, cylindrical, ribbed wave head positioned over a conveyor belt. The conveyor belt is carrying printed circuit boards (PCBs) through the wave. The background shows a factory setting with shelves filled with boxes and other equipment.

Assembled boards are soldered in the wave process

Hand Solder Process

A close-up photograph of a person, identified as Judy, working on a circuit board. She is wearing a red apron over a green shirt and safety glasses. She is using a soldering iron to solder a component onto a white circuit board that is held in a metal jig. The jig is mounted on a wooden workbench. In the background, there are other electronic components and tools, including a pair of yellow-handled pliers.

Here Judy solders preset button boards

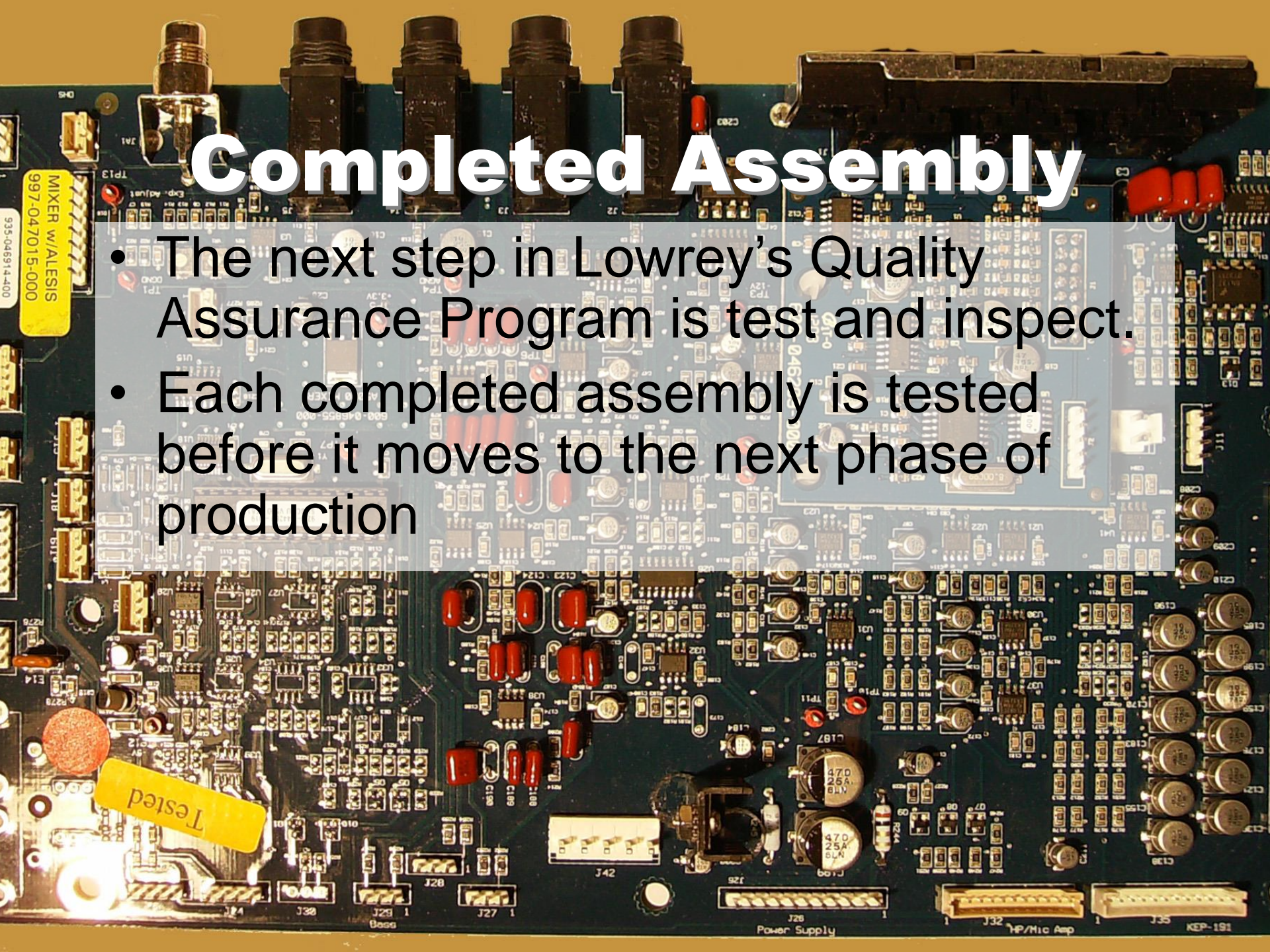
Hand Solder Process



Margarets is soldering bench speaker interface boards

Completed Assembly

- The next step in Lowrey's Quality Assurance Program is test and inspect.
- Each completed assembly is tested before it moves to the next phase of production




Sub-Assembly



- Tested assemblies become a part of larger sub-assemblies

Sub-Assembly



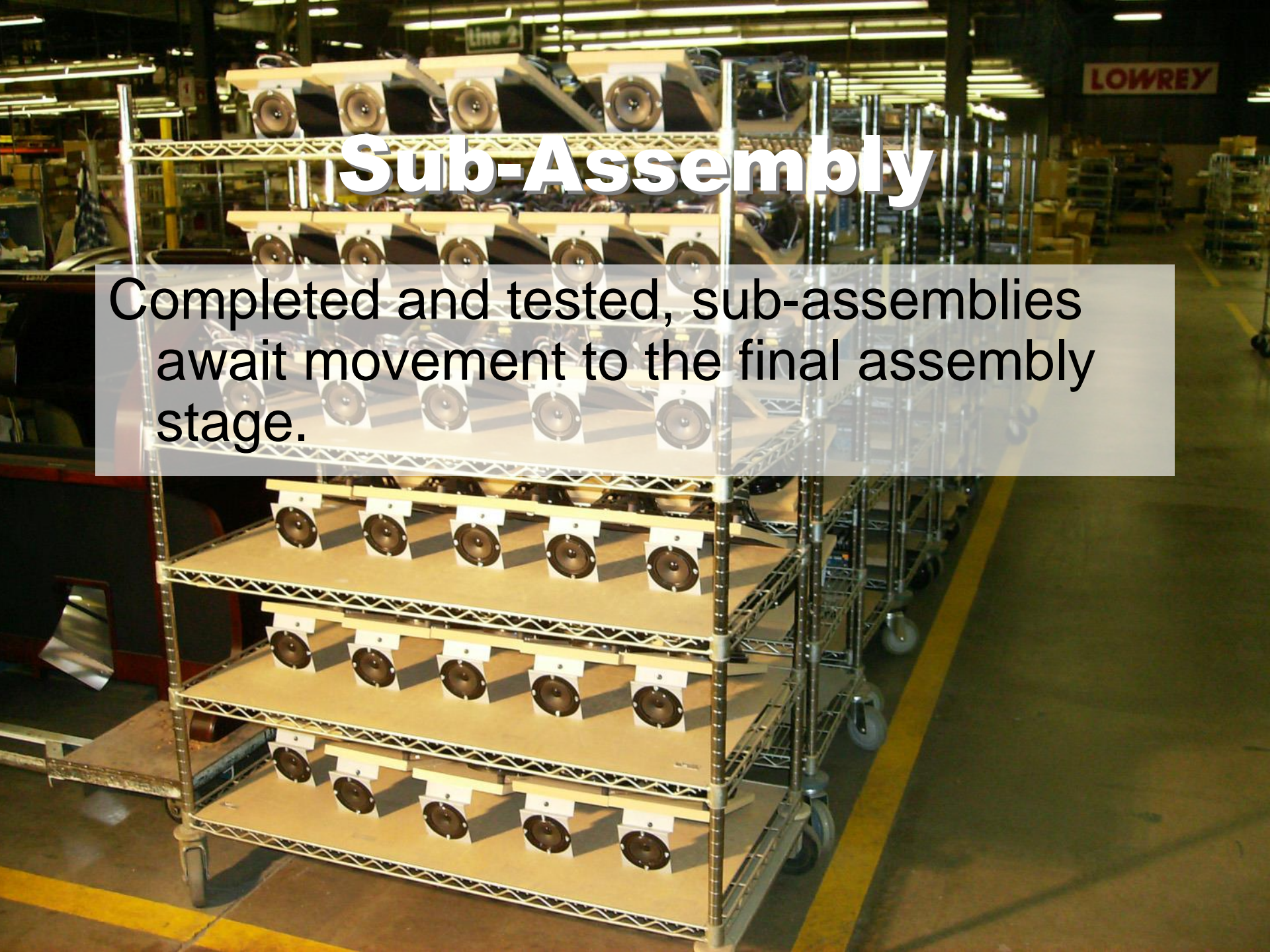
Button panel assembly

Sub-Assembly

- Control panel assembly

Sub-Assembly

Completed and tested, sub-assemblies await movement to the final assembly stage.




Sub-Assembly



Sub-Assembly



Sub-Assembly



Sub-Assembly



Sub-Assembly



Final Assembly

- The next step in the process is final assembly
- In final, all the sub-assemblies are fitted into a cabinet



Line 2


Final Assembly



Final Assembly



Final Assembly



Final Assembly



Final Assembly



Final Assembly



Prep For Packing



Packing



Polo and Kathy pack a completed unit

Packing



Shipping



Shipping

A man with a goatee and sunglasses on his head is operating a black forklift in a warehouse. He is wearing a black long-sleeved shirt with yellow accents and blue jeans. The forklift has a large headlight and a warning label on the left side. The background shows warehouse shelving and a large door.

Traffic Manager AI loads finished goods for shipment to a Lowrey store

A photograph of a building's exterior featuring a large, red, three-dimensional sign that reads "LOWREY". The sign is mounted on a wall of light-colored, vertically corrugated metal. Above the sign, two rectangular light fixtures are mounted on a single bracket. The scene is set against a clear blue sky, and the bright lighting creates distinct shadows on the building's surface.

LOWREY

